


Week 1 - Wed 5/1/22
Class Read - Sneezzy Bear.



Welcome Back
 Talk in groups about our Christmas holidays. What did Santa bring?
 • Light touch introduction to our new topic.

Maths - Revisit numerals 1 to 5. Match number to quantity.

Phonics - Matching sound makers - Phase 1 Aspect 2 Instrumental Sounds (WK 11)

Neil Griffiths to visit and read his book Itchy bear to the class.

Week 2 - 10/1/22 - We're going on a bear hunt!



Sensory week:

- Mud / water/ snow/ wood/ dark cave to explore in tuff spots.
- Create a cave in the outside area -children use torches.
- Wednesday bear hunt welly walk.
- Re tell the adventure through a bear hunt small world.
- Draw portraits of our families going on a bear hunt.
- Watch and join in with Michael Rosen telling the story with rhythm.
- Introduce story mapping - draw the story on wall paper together. Create our own storymaps with stick on resources. **Adult Led** - can the children draw the story?
- Create and use story stones.
- Use bear Hunt playdough mats.



ADULT LED - CREATE A STORY MAP USING STICK ON RESOURCES.
 Snack - toast and butter for after welly walk.

Week 3- 17/1/22
Brown Bear Brown Bear/ Polar Bear Polar Bear.






- Small world farm
- Use cuddly toys and book for story telling
- Making story binoculars - who can you see?
- Creating rainbows using the colours from the story
- Bears powerpoint. Have you ever seen a bear? Where do they live? What do they eat? Find out more about Brown Bears.
- Small group storytelling. Each child to have their own picture for their part of the story.
- Zoo animals to reflect Polar Bear Polar Bear - extend vocab..roaring, snorting, fluting, braying, hissing, trumpeting, snarling, yelping, bellowing, whistling..can we make these sounds? Extend - which animals make which sound? Memory game - match sound to a picture.
- Rhyming game - which words rhyme? Start to teach rhyme more formally.
- Big Marks - model drawing a teddy bear.
- Create a colour collection - scissor skills activity.
- Threading a rainbow.

ADULT LED - create a book based on brown bear brown bear, using own ideas. EXT - to use alliteration.
 Snack - ice cream - polar bear food!

Maths - Number block number 6 - rolling a dice - recognising quantity.
Phonics- Creating rhythm and rhyme using the text and changing the words.

Week 4 - 24/1/22
Goldilocks and the Three Bears
Where's My Teddy?





- Maths - ordering size of bowls/ plates/ cups and spoons
- Compare bears - big, medium and little
- Laying the table - 3 of everything
- Subitising 3.
- **Hairdressers role-play**
- Messy play with porridge and oats
- Porridge tasting/ talk about hot and cold
- Hot seating - Why did Goldilocks eat the porridge and sleep in the beds? Talk about being hungry and tired.
- What do we know about bears? Revisit (Pandas/ Koalas/ Grizzly/ Brown/Polar)
- Feeling fur/ describing features of bears
- Create paintings/ collages of different types of bears.
- Outdoor - Mud kitchen for making porridge and the house
- Hard and Soft materials to talk about.
- Singing - when Goldilocks went to the house of the bears
- Discuss safety - going into a house uninvited
- Imagine the route Goldilocks took as she went through the woods - draw maps - can we map our route to school?

ADULT LED - CREATE PAPER PLATE BEARS AND GOLDBLOCKS.
Snack - Porridge and Jam



Maths - comparing sizes
Phonics- Rhyme in groups - where's my teddy as a starting point.

Communication, Language and Literacy:





Phonological Guide. Focus: Listening skills/ creating sounds.
 Introduce Squiggle Wiggle and continue with Big Marks to develop Early Writing/ Drawing Skills. Target Talkboost for Speech and Language.

Curriculum Links:
 Develop vocabulary through role play and stories.
 Understanding and responding to 'why' questions – talk about question words.
 Rhyming as some of letters and sounds focus.
 Beginning to understand concepts about print: print has meaning, names of different parts of a book, print has different purposes, and page sequencing and that we read from left to right and top to bottom.

Please note: ongoing - we will be singing from the nursery rhyme bag, clapping the syllables in our names and making the sound at the start of our name.

Abbey Meads Acorn Class
Topic Planning - Term 3
Bears Bears Everywhere.
JAN - FEB 2022



Mathematics:

This term we are going to work on 'how many?', matching number and quantity / comparison of size and quantity using appropriate vocabulary/ Describing a familiar route.

Curriculum links:
 Fast recognition of up to 3 objects, without having to count them individually ('subitising').
 Know that the last number reached when counting a small set of objects tells you how many there are in total ('cardinal principle').
 Link numerals and amounts: for example, showing the right number of objects to match the numeral, up to 5.
 Compare quantities using language: 'more than', 'fewer than'.
 Make comparisons between objects relating to size, length, weight and capacity.

Please note: Every morning we complete the calendar, we count the children. We are beginning to use the number line and use the 10 square.

Week 5 - 31/1/22 - Celebration week!
Chinese New Year falls on Tues 1st February

Chinese New Year Story - creation of the zodiac
 Chinese take away role play
 Chinese dragon making
 Dancing/music/ dragon dancing
 Year of the **Tiger**- look at the zodiac
 Chinese writing
 Fine motor - chopsticks and rice
 Noodles - exploring texture
 Lucky money - making envelopes - counting pennies
 Watching cbeebies - celebrating the New Year
 Carpet time - ordering a numberline/ using ordinal language.
Chinese feast - dress in red for Friday snack
 Tell the story of Chinese New Year - how many animals?
Outside - building boats - animal racing - using masks
Class reads - Zog, How to catch a dragon.

Adult led - Making a dragon -
 Decorating plates and painting the dragon head.



Snack - Chinese Feast.

Maths - Ordinal language playing races outdoors

Week 6 - 7/2/22
Whatever Next!

- Building a rocket role play equipped with space boots, hat and picnic equipment for the moon - story book props.
- **Talking about the questions in the story and creating our own question board.**
- Learning about planets, space and the solar system. Kids TV - the planets song. Talk about gravity. **Looking at non-fiction and features of a text.**
- Small world - Whatever Next?
- Writing lists - what do I need to take to space?
- At carpet time take a pretend journey to space so that children can copy this in their own play.
- Small world moon landing sensory play - flour in builder's tray with rockets and moon buggies.
- Create rockets using shapes. Learning about flat shapes. Building rockets using lego and the 3d blocks.
- Junk modelling rockets - Child led - follow on from firework rockets - using picture as a model.
- Exploring the word whoosh! What other travel noises can we make?
- Counting backwards to blast off!
- **BIG Draw** - creating our own space scene - drawing circles for planets, the moon and stars etc..
- Playdough space mats.




Snack - Make bear on toast;

Maths - Musical shapes with the feely bag.

Phonics - Simon Says-

Week 7 - 14/2/22
Peace at Last /The Everywhere Bear

- **Literacy** - print has meaning - using pictures of the various book sounds - children to make these when the picture is shown for 'that part' of the story. Think about the picture signs that you see on your way to school.
- **Talk about nocturnal animals - hedgehogs and owls. Welly walk making a clay hedgehog.**
- Writing the numbers on a clock. Exploring how an analogue clock works - telling the time - o'clock. What do we do at different times of day?
- Creating a bedroom in our role play area - what do we need? What helps us to sleep? Why is sleep important?
- Making a story fan which would help us to retell the story of Peace at Last.
- Introduce the Everywhere Bear - listen to the story in parts. Names out of a hat for who will take him home.
- Use number tracks and dice to 6. Counting Bear Challenge.
- Read other bear stories.
- Make musical instruments.




Adult Led - painting our favourite bears - Koala/ Polar Bear/ Paddington Bear

Snack - bear crisps and cheese cubes

Maths - revisit 1 to 6 - compare quantities introducing more/ less and fewer.

Phonics - creating sounds from the Peace at Last story.



Fuzzy Brown Bear Craft

