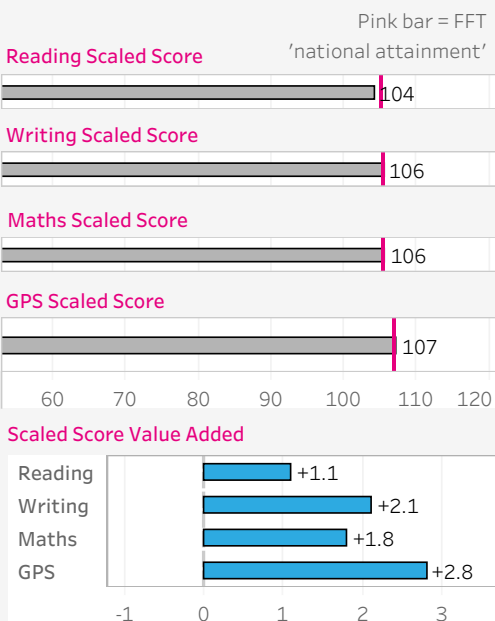


Abbey Meads Community Primary School (8662000)

Total pupils	64
Pupils with KS1	61

	School Attainment	FFT 'National Attainment'	School Value Added*	Reading Scaled Score	Writing Scaled Score	Maths Scaled Score	GPS Scaled Score
% Expected standard+ (Re, Wr, Ma)	69%	70%	+12%	104	106	106	107
% Higher standard (Re, Wr, Ma)	14%	15%	+7%				
Average Scaled Score (Re, GPS, Ma)	105.7	106	+1.9				
Average Scaled Score (Re, Ma)	104.9	105	+1.5				
% Expected standard+ Reading	77%	79%	+5%				
% Higher standard Reading	23%	32%	+1%				
Scaled Score Reading	104.2	105	+1.1				
% Expected standard+ Writing	77%	76%	+9%				
% Higher standard Writing	19%	20%	+5%				
Scaled Score Writing	105.6	105	+2.1				
% Expected standard+ Maths	84%	78%	+15%				
% Higher standard Maths	20%	27%	+7%				
Scaled Score Maths	105.6	105	+1.8				
% Expected standard+ GPS	78%	76%	+10%				
% Higher standard GPS	34%	29%	+15%				
Scaled Score GPS	107.3	107	+2.8				



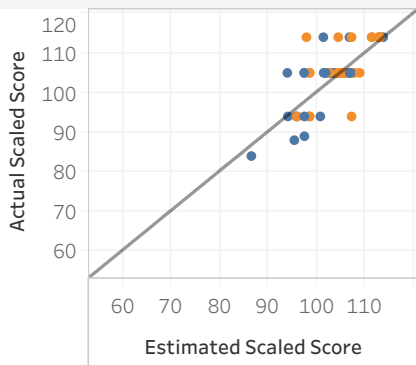
* School VA is based on progress. It is not the difference between School & National attainment.

Value Added progress for pupil groups

	Pupils	Reading Scaled Score	Reading Value Added	Writing Scaled Score	Writing Value Added	Maths Scaled Score	Maths Value Added
All Pupils	64	104.2	+1.1	105.6	+2.1	105.6	+1.8
Female	40	105.8	+1.2	107.1	+2.2	106.2	+1.2
Male	24	101.6	+0.8	103.2	+2.0	104.8	+2.8
Higher attainers	8	114.0	+1.4	114.0	+2.2	112.1	+1.0
Middle attainers	36	105.9	+1.1	107.1	+2.0	106.6	+1.6
Lower attainers	17	97.2	+0.9	99.8	+2.4	100.4	+2.7
Not FSM6	45	106.3	+2.2	107.9	+3.6	106.8	+2.0
FSM6	19	99.2	-1.3	100.1	-1.1	102.8	+1.5
Not SEN	56	105.6	+1.4	107.1	+2.6	106.6	+1.8
SEN	8	94.8	-0.8	95.3	-1.2	99.1	+2.0
Autumn	20	106.7	+1.8	108.1	+3.5	106.3	+0.9
Spring	19	104.3	+0.9	104.6	+0.8	105.8	+1.6
Summer	25	102.2	+0.6	104.4	+2.1	105.0	+2.8

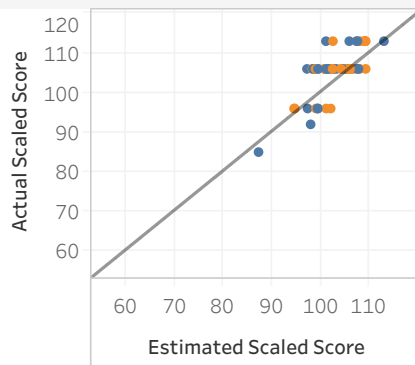
Reading: Value Added Scatterplot

Female (orange) | Male (blue)



Maths: Value Added Scatterplot

Female (orange) | Male (blue)



GPS: Value Added Scatterplot

Female (orange) | Male (blue)

