

A large part of this term is spent supporting the children whilst they settle into nursery.

We will be:

- Getting to know your children so that they feel happy and safe at school.
 - Finding out what they like to do.
 - Introducing and establishing routines and expectations.
 - Talking to the children about their homes and families.
 - Painting portraits of ourselves to display in our classroom.
- Topic work will begin from week 4 but we will be continuously singing nursery rhymes.
- Phonics and Maths from week 4
- Phonics - Learn about whole body listening
- Maths - 12345 - once I caught a fish alive.
- Family Rhyme - Tommy thumb.
- Wheels on the bus ... have you been on a bus?

Miss Polly had a Dolly – Wk 4 23rd September

- Sing, learn and discuss the rhyme.
- Role Play doctors/ dressing up / learning how to look after each other when we are poorly.
- Learning how to bandage.
- Painting with a toothbrush.
- Dressing and looking after the babies in our role play house.
- Learning about the first aid cross - first aid kit



Sensory play - foam and toothbrushes.

Time to talk

When have you been ill? How did you feel? Who looked after you? Have you ever been to the hospital? What happened? Why do doctors and nurses wear uniforms?

Story of the week


Ness the Nurse by Nick Sharratt

Extend Vocabulary - bashed, stubbed, splinter, grazed, scraped,



Incy Wincy Spider - Wk5 30th October


- Sing, learn and discuss the rhyme
- introduce Little Miss Muffett.
- Paper plate webs, glittery webs and playdough spiders
- Are you afraid of spiders? Create a graph together and talk about what it means. Drawing our own spiders.
- Big drawing on wall paper - teach how to draw a spider.
- Sticking 8 legs to a spiders body - counting
- Small world of spiders in a builders tray in their web. Tweezers to pick them up. /Explore other mini beasts./ Using the magnifying glasses.
- Team work - to spin our own class web using wool.
- Play simple board game - reaching the top of the spout.
- Cut and stick of the Incy Wincy Rhyme - sequencing
- Exploring shape - drawing around them to make pictures of our own Walters Web. Name simple 2d shapes, circle, triangle, square and rectangle



Sensory play - silly string - sticky web

Story of the week

Walters Wonderful Web by Tim Hopgood



Talk about - the words that you can hear beginning with the 'w' sound. Wibbly wobbly web - join in with whoosh. Begin to introduce the idea of an initial sound. Talk about the sounds at the beginning of our names.

Outside - Drain pipes, water, containers, lots of plastic spiders. Spider hunt.

Literacy Foci

- How to be a good listener -working on our listening skills in the classroom and on the carpet - putting our hand up and listening to each other.
- Listening to our rhymes and stories with recall and joining in with repetitive text.
- **Letters and Sounds - Phase 1, aspect 1**
- Develop conversation and vocabulary at snack time, carpet time, in the book corner and across all areas of learning.
- Home Corner - imitating roles, developing language and talking about our families.
- Enjoy sharing books with friends and adults.

**Abbey Meads Acorn Class
Topic Planning
Term 1 September to October 2024
Our Nursery Rhyme Bag**



Maths Foci

- Joining in with number rhymes
- Counting in rote/ objects in rote
- Comparing quantity and recognising when a quantity has changed.
- Using vocabulary 'more/ same/ lots
- Sorting activities
- Comparing size and weight using relevant mathematical vocabulary. (bigger smaller heavy, tall etc)


I'm a little teapot - Wk6 7th October

- Sing, learn and discuss the rhyme - talk about tea parties and what we eat - who drinks tea at home? - Plan a teddy bears tea party - create a tea party in the home corner - **Tea party for snack.**
- Learning how to lay the table and count place settings - Is there enough for everybody?
- Talk about the 't' sound - tiger/ teapot/ tea/ tortoise/ train/trumpet - play with things beginning with this sound.
- Make cakes - link to and sing 5 currant buns/ pat a cake pat a cake. Paint salt dough buns to use at their tea party. Explore money - number recognition?
- Candles and playdough to make cakes.

Sensory play - tea in the water tray - big and small containers.

Story of the week - The tiger who came to tea by Judith Kerr

Talk about - Do you go to the café with Mum or Dad? What do you think about the tiger? Was he friendly, scary, fierce, greedy, gentle, huge?



1 2 3 4 5 Once I caught a fish alive - Wk 7 14th October plus 2 days

- Sing, learn and discuss rhyme
- Play fishing games - counting how many fish you catch.
- Small world under the sea ... fish in water
- Water play, nets and fish, filling and emptying
- Fish tanks... who has fish at home?
- Shape pictures

Story of the week - Hooray for Fish and Shapes with little fish

- Revisit shapes, circle, square, rectangle, triangle

