

Scheme of Work / Progression of Skills

Science

Year 1

Working scientifically

Statutory requirements:

During years 1 and 2, pupils should be taught to use the following practical scientific methods, processes and skills through the teaching of the programme of study content:

- asking simple questions and recognising that they can be answered in different ways
- observing closely, using simple equipment
- performing simple tests
- identifying and classifying
- using their observations and ideas to suggest answers to questions
- gathering and recording data to help in answering questions.

Pupils in years 1 and 2 should explore the world around them and raise their own questions. They should experience different types of scientific enquiries, including practical activities, and begin to recognise ways in which they might answer scientific questions. They should use simple features to compare objects, materials and living things and, with help, decide how to sort and group them, observe changes over time, and, with guidance, they should begin to notice patterns and relationships. They should ask people questions and use simple secondary sources to find answers. They should use simple measurements and equipment (for example, hand lenses, egg timers) to gather data, carry out simple tests, record simple data, and talk about what they have found out and how they found it out. With help, they should record and communicate their findings in a range of ways and begin to use simple scientific language.

These opportunities for working scientifically should be provided across years 1 and 2 so that the expectations in the programme of study can be met by the end of year 2. Pupils are not expected to cover each aspect for every area of study.

Year 1

Children will begin to learn how to work scientifically by applying basic methods and skills to the topics they study. Children will:

- make observations and ask questions about what they observe
- begin to use some simple scientific equipment to help them observe closely
- learn how to conduct simple tests and start to record the data gathered using simple tables and lists.
- use the results of their tests and their observations to help them work out the answers to their questions.
- learn how to identify different members of a class of objects
- how to differentiate and classify objects

[TAPS Plan for Focused Assessment of Science: Year 1 activities: See separate plans in Appendix J](#)

- Ask questions/plan enquiry: Materials: Transparency. Working Scientifically skills focus: Recognise that sorting questions can be answered in different ways.
- Set up enquiry: Materials: Floating & Sinking. Working Scientifically skills focus: Do: Perform simple tests to compare and group.
- Observe/measure: Plants: Structure leaf look. Working Scientifically skills focus: Observing closely
- Record: Seasons: Seasonal change. Working Scientifically skills focus: Observe over time and record data to help in answering questions.
- Interpret/report: Animals Including Humans: Animal classification. Working Scientifically skills focus: Identify and classify.
- Evaluate:
 - Animals Including Humans: Body parts. Working Scientifically skills focus: Use observations and ideas to suggest answers to questions
 - Materials: Boat. Working Scientifically skills focus: Describe what they have found out and use their results to make comparisons.

**Statutory requirements:****Pupils should be taught to:**

- identify and name a variety of common wild and garden plants, including deciduous and evergreen trees
- identify and describe the basic structure of a variety of common flowering plants, including trees.

Children should use the local environment throughout the year to explore and answer questions about plants growing in their habitat. Where possible, they should observe the growth of flowers and vegetables that they have planted.

- They should **become familiar with common names of flowers, examples of deciduous and evergreen trees, and plant structures (including leaves, flowers (blossom), petals, fruit, roots, bulb, seed, trunk, branches, stem).**
- Children might work scientifically by: observing closely, perhaps using magnifying glasses, and comparing and contrasting familiar plants; describing how they were able to identify and group them, and drawing diagrams showing the parts of different plants and trees. Children might keep records of how plants have changed over time, for example the leaves falling off trees and buds opening; and compare and contrast what they have found out about different plants.

Ideally they will have the opportunity for hands-on experience and observation of plants which they are helping to grow themselves. They will become familiar with, and will compare, the different parts of plants, including trunk/stem, branches, leaves, roots, flowers, petals, seeds, bulbs and fruit. Children will practise working scientifically when they make close observations of plants, draw and label the different parts of plants, and record how plants change over time. They will build on this work when they continue their study of plants and differences between living, non-living and dead things, in Year 2.

TAPS Plan for Focused Assessment of Science: Year 1 activities:

- **Observe/measure: Plants: Structure leaf look. Working Scientifically skills focus: Observing closely.**

**Statutory requirements:****Pupils should be taught to:**

- identify and name a variety of common animals including fish, amphibians, reptiles, birds and mammals
- identify and name a variety of common animals that are carnivores, herbivores and omnivores
- describe and compare the structure of a variety of common animals (fish, amphibians, reptiles, birds and mammals, including pets)
- identify, name, draw and label the basic parts of the human body and say which part of the body is associated with each sense.

Pupils should use the local environment throughout the year to explore and answer questions about animals in their habitat. They should **understand how to take care of animals taken from their local environment and the need to return them safely after study**. Pupils should **become familiar with the common names of some fish, amphibians, reptiles, birds and mammals, including those that are kept as pets**.

Pupils should have plenty of opportunities to **learn the names of the main body parts (including head, neck, arms, elbows, legs, knees, face, ears, eyes, hair, mouth, teeth)** through games, actions, songs and rhymes.

Pupils might work scientifically by: using their observations to compare and contrast animals at first hand or through videos and photographs, describing how they identify and group them; grouping animals according to what they eat; and using their senses to compare different textures, sounds and smells.

Children will practise working scientifically as they study animals in the local environment, including different types of birds and mammals, and a range of other animals such as fish, amphibians and reptiles. They will also learn about pet animals. Through practical experience they will find out about how to care for animals, and they will learn the names of a wide range of animals. They will compare and contrast different types of animals, grouping them in different ways (e.g. carnivores, herbivores and omnivores). Children will learn about the main parts of the human body, and draw and label pictures of different body parts. They will focus on the senses, the body parts associated with each, and do a range of practical experiments and explorations using their senses. This work will be extended in Year 2 when they continue their study of animals and habitats.

TAPS Plan for Focused Assessment of Science: Year 1 activities:

- Interpret/report: Animals Including Humans: Animal classification. Working Scientifically skills focus: Review: Identify and classify.
- Evaluate: Animals Including Humans: Body parts. Working Scientifically skills focus: Review: Use observations and ideas to suggest answers to questions

**Statutory requirements:****Pupils should be taught to:**

- distinguish between an object and the material from which it is made
- identify and name a variety of everyday materials, including wood, plastic, glass, metal, water, and rock
- describe the simple physical properties of a variety of everyday materials
- compare and group together a variety of everyday materials on the basis of their simple physical properties.


Pupils should explore, name, discuss and raise and answer questions about everyday materials so that they **become familiar with the names of materials and properties such as: hard/soft; stretchy/stiff; shiny/dull; rough/smooth; bendy/not bendy; waterproof/not waterproof; absorbent/not absorbent; opaque/transparent**. Pupils should explore and experiment with a wide variety of materials, not only those listed in the programme of study, but including for example: brick, paper, fabrics, elastic, foil.

Pupils might work scientifically by: performing simple tests to explore questions, for example: 'What is the best material for an umbrella? ...for lining a dog basket? ...for curtains? ...for a bookshelf? ...for a gymnast's leotard?'

Children will explore a range of different materials, learning the names of them and identifying the key properties of each. They will practise working scientifically when they take part in simple experiments and tests to identify and compare the properties of materials, and find out how some materials can change shape when squashed, bent, stretched etc. They will build on this work in Year 2, when they learn more about the uses of everyday materials.

TAPS Plan for Focused Assessment of Science: Year 1 activities:

- Ask questions/plan enquiry: Materials: Transparency. Working Scientifically skills focus: Recognise that sorting questions can be answered in different ways.
- Set up enquiry: Materials: Floating & Sinking. Working Scientifically skills focus: Do: Perform simple tests to compare and group.
- Evaluate: Materials: Boat. Working Scientifically skills focus: Describe what they have found out and use their results to make comparisons.



Statutory requirements:

Pupils should be taught to:

- observe changes across the four seasons
- observe and describe weather associated with the seasons and how day length varies.

Pupils should observe and talk about changes in the weather and the seasons.

Note: Pupils should be warned that it is not safe to look directly at the Sun, even when wearing dark glasses.

Pupils might work scientifically by: making tables and charts about the weather; and making displays of what happens in the world around them, including day length, as the seasons change.

Children will learn about the weather and how it changes with the seasons. They will make some direct observations of the changing day length throughout the year and work scientifically to observe and record seasonal changes in plants and the environment around them. They could also think about what seasonal changes mean for animals. Their work on the Sun will help support their understanding of Light which is introduced in Year 3.

TAPS Plan for Focused Assessment of Science: Year 1 activities:

Record: Seasons: Seasonal change. Working Scientifically skills focus: Do: Observe over time and record data to help in answering questions.

Year 2

Working scientifically

Statutory requirements:

During years 1 and 2, pupils should be taught to use the following practical scientific methods, processes and skills through the teaching of the programme of study content:

- asking simple questions and recognising that they can be answered in different ways
- observing closely, using simple equipment
- performing simple tests
- identifying and classifying
- using their observations and ideas to suggest answers to questions
- gathering and recording data to help in answering questions.

Pupils in years 1 and 2 should explore the world around them and raise their own questions. They should experience different types of scientific enquiries, including practical activities, and begin to recognise ways in which they might answer scientific questions. They should use simple features to compare objects, materials and living things and, with help, decide how to sort and group them, observe changes over time, and, with guidance, they should begin to notice patterns and relationships. They should ask people questions and use simple secondary sources to find answers. They should use simple measurements and equipment (for example, hand lenses, egg timers) to gather data, carry out simple tests, record simple data, and talk about what they have found out and how they found it out. With help, they should record and communicate their findings in a range of ways and begin to use simple scientific language.

These opportunities for working scientifically should be provided across years 1 and 2 so that the expectations in the programme of study can be met by the end of year 2. Pupils are not expected to cover each aspect for every area of study.

Children will:

- extend their use of simple scientific equipment, beginning to use measuring tools such as egg timers, tape measures and scales
- develop their data handling skills, recording data in various simple formats such as tables and lists
- begin to think for themselves about the best way to find the answer to a scientific question
- become more experienced at sorting, grouping and classifying objects.

TAPS Plan for Focused Assessment of Science: Year 2 activities. See separate plans in Appendix J:

- Ask questions/plan enquiry: Materials: Separating colours. Working Scientifically skills focus: Questioning
- Set up enquiry: Materials: Rocket mice. Working Scientifically skills focus: Predicting
- Observe/measure: Plants: Ice escape. Working Scientifically skills focus: observing and measuring
- Record: Living Things: Woodlice habitats. Working Scientifically skills focus: Gather and record data to help in answering questions
- Interpret/report: Living Things: Nature spotters. Working Scientifically skills focus: Identifying and classifying.
- Evaluate: Animals Including Humans: Handspans. Working Scientifically skills focus: Using their observations and ideas to suggest answers to questions.

**Statutory requirements:****Pupils should be taught to:**

- explore and compare the differences between things that are living, dead, and things that have never been alive
- identify that most living things live in habitats to which they are suited and describe how different habitats provide for the basic needs of different kinds of animals and plants, and how they depend on each other
- identify and name a variety of plants and animals in their habitats, including micro-habitats
- describe how animals obtain their food from plants and other animals, using the idea of a simple food chain, and identify and name different sources of food.

Pupils should be introduced to the idea that all living things have certain characteristics that are essential for keeping them alive and healthy. They should raise and answer questions that help them to become familiar with the life processes that are common to all living things. Pupils should be **introduced to the terms 'habitat'** (a natural environment or home of a variety of plants and animals) and **'micro-habitat'** (a very small habitat, for example for woodlice under stones, logs or leaf litter). They should raise and answer questions about the local environment that help them to **identify and study a variety of plants and animals within their habitat and observe how living things depend on each other**, for example, plants serving as a source of food and shelter for animals. Pupils should **compare animals in familiar habitats with animals found in less familiar habitats**, for example, on the seashore, in woodland, in the ocean, in the rainforest.

Pupils might work scientifically by: sorting and classifying things according to whether they are living, dead or were never alive, and recording their findings using charts. They should describe how they decided where to place things, exploring questions for example: 'Is a flame alive? Is a deciduous tree dead in winter?' and talk about ways of answering their questions. They could construct a simple food chain that includes humans (e.g. grass, cow, human). They could describe the conditions in different habitats and micro-habitats (under log, on stony path, under bushes) and find out how the conditions affect the number and type(s) of plants and animals that live there.

Children will also be encouraged to compare animals in a range of habitats to see how living things depend on each other, learning about simple food chains as part of this work. They will demonstrate that they can work scientifically by recording their observations, comparing how different animals are suited to life in their habitats, and drawing and labelling a simple food chain.

TAPS Plan for Focused Assessment of Science: Year 2 activities. See separate plans in Appendix J:

- Record: Living Things: Woodlice habitats. Working Scientifically skills focus: Gather and record data to help in answering questions
- Interpret/report: Living Things: Nature spotters. Working Scientifically skills focus: Identifying and classifying.

**Statutory requirements:****Pupils should be taught to:**

- observe and describe how seeds and bulbs grow into mature plants
- find out and describe how plants need water, light and a suitable temperature to grow and stay healthy.

Pupils should use the local environment throughout the year to **observe how different plants grow**. Pupils should be introduced to the **requirements of plants for germination, growth and survival, as well as to the processes of reproduction and growth in plants**.

Note: Seeds and bulbs need water to grow but most do not need light; seeds and bulbs have a store of food inside them.

Pupils might work scientifically by: observing and recording, with some accuracy, the growth of a variety of plants as they change over time from a seed or bulb, or observing similar plants at different stages of growth; setting up a comparative test to show that plants need light and water to stay healthy.

Children will build on their observations and categorisation of different types and features of plants from Year 1. They will look at how plants grow, beginning with seeds and bulbs, and find out about the conditions plants need in order to grow and stay healthy. They will conduct simple comparative experiments and tests to demonstrate this, and will record their results with increasing accuracy. Children's findings in Year 2 will prepare them for a more detailed study of the conditions needed for plant growth, in Year 3.

TAPS Plan for Focused Assessment of Science: Year 2 activities. See separate plans in Appendix J:

- Observe/measure: Plants: Ice escape. Working Scientifically skills focus: observing and measuring

**Statutory requirements:****Pupils should be taught to:**

- notice that animals, including humans, have offspring which grow into adults
- find out about and describe the basic needs of animals, including humans, for survival (water, food and air)
- describe the importance for humans of exercise, eating the right amounts of different types of food, and hygiene.

Pupils should be introduced to the **basic needs of animals for survival**, as well as the **importance of exercise and nutrition for humans**. They should also be **introduced to the processes of reproduction and growth in animals**. The focus at this stage should be on questions that help pupils to recognise growth; they **should not be expected to understand how reproduction occurs**.

The following examples might be used: egg, chick, chicken; egg, caterpillar, pupa, butterfly; spawn, tadpole, frog; lamb, sheep. Growing into adults can include reference to baby, toddler, child, teenager, adult.

Pupils might work scientifically by: observing, through video or first-hand observation and measurement, how different animals, including humans, grow; asking questions about what things animals need for survival and what humans need to stay healthy; and suggesting ways to find answers to their questions.

TAPS Plan for Focused Assessment of Science: Year 2 activities. See separate plans in Appendix J:

- Evaluate: Animals Including Humans: Handspans. Working Scientifically skills focus: Using their observations and ideas to suggest answers to questions.

**Statutory requirements:****Pupils should be taught to:**

- identify and compare the suitability of a variety of everyday materials, including wood, metal, plastic, glass, brick, rock, paper and cardboard for particular uses
- find out how the shapes of solid objects made from some materials can be changed by squashing, bending, twisting and stretching.

Pupils should **identify and discuss the uses of different everyday materials** so that they become familiar with how some materials are used for more than one thing (metal can be used for coins, cans, cars and table legs; wood can be used for matches, floors, and telegraph poles) or different materials are used for the same thing (spoons can be made from plastic, wood, metal, but not normally from glass). They should **think about the properties of materials that make them suitable or unsuitable for particular purposes** and they **should be encouraged to think about unusual and creative uses for everyday materials**. Pupils might find out about people who have developed **useful new materials**, for example John Dunlop, Charles Macintosh or John McAdam.

Pupils might work scientifically by: comparing the uses of everyday materials in and around the school with materials found in other places (at home, the journey to school, on visits, and in stories, rhymes and songs); observing closely, identifying and classifying the uses of different materials, and recording their observations.

TAPS Plan for Focused Assessment of Science: Year 2 activities. See separate plans in Appendix J:

- Ask questions/plan enquiry: Materials: Separating colours. Working Scientifically skills focus: Questioning
- Set up enquiry: Materials: Rocket mice. Working Scientifically skills focus: Predicting

Year 3

Working scientifically

Statutory requirements:

During years 3 and 4, pupils should be taught to use the following practical scientific methods, processes and skills through the teaching of the programme of study content:

- asking relevant questions and using different types of scientific enquiries to answer them
- setting up simple practical enquiries, comparative and fair tests
- making systematic and careful observations and, where appropriate, taking accurate measurements using standard units, using a range of equipment, including thermometers and data loggers
- gathering, recording, classifying and presenting data in a variety of ways to help in answering questions
- recording findings using simple scientific language, drawings, labelled diagrams, keys, bar charts, and tables
- reporting on findings from enquiries, including oral and written explanations, displays or presentations of results and conclusions
- using results to draw simple conclusions, make predictions for new values, suggest improvements and raise further questions
- identifying differences, similarities or changes related to simple scientific ideas and processes
- using straightforward scientific evidence to answer questions or to support their findings.

Pupils in years 3 and 4 should be given a range of scientific experiences to enable them to raise their own questions about the world around them. They should start to make their own decisions about the most appropriate type of scientific enquiry they might use to answer questions; recognise when a simple fair test is necessary and help to decide how to set it up; talk about criteria for grouping, sorting and classifying; and use simple keys. They should begin to look for naturally occurring patterns and relationships and decide what data to collect to identify them. They should help to make decisions about what observations to make, how long to make them for and the type of simple equipment that might be used.

They should learn how to use new equipment, such as data loggers, appropriately. They should collect data from their own observations and measurements, using notes, simple tables and standard units, and help to make decisions about how to record and analyse this data. With help, pupils should look for changes, patterns, similarities and differences in their data in order to draw

simple conclusions and answer questions. With support, they should identify new questions arising from the data, making predictions for new values within or beyond the data they have collected and finding ways of improving what they have already done. They should also recognise when and how secondary sources might help them to answer questions that cannot be answered through practical investigations. Pupils should use relevant scientific language to discuss their ideas and communicate their findings in ways that are appropriate for different audiences.

These opportunities for working scientifically should be provided across years 3 and 4 so that the expectations in the programme of study can be met by the end of year 4. Pupils are not expected to cover each aspect for every area of study.

Year 3

Children will;

- begin to learn how to construct a fair test
- build on the work done in Year 2 on data collection, using an increasingly sophisticated range of equipment to help them, including data loggers. Emphasis will be placed on recording their data using standard units and in a wider range of formats, including notes, charts, graphs and tables
- begin to learn how to analyse their data, looking for patterns, similarities and differences in order to reach simple conclusions.

TAPS Plan for Focused Assessment of Science: Year 3 activities: See separate plans in Appendix J

- Ask questions/plan: Animals including humans: Investigating Skeletons. Working Scientifically skills focus: Ask relevant questions and use different types of scientific enquiries to answer them.
- Set Up Enquiry: Forces & magnets: Testing the strength of magnets Forces & magnets: Shoe grip. Working Scientifically skills focus: Set up simple practical enquiries, comparative and fair tests.
- Observe & Measure: Plant Growth. Working Scientifically skills focus: Making systematic and careful observations and measurements using standard units.
- Record: Light: Can everything make a shadow? Working Scientifically skills focus: Gather and record data to answer questions.
- Interpret & Report: Rocks: Rock Reports Working Scientifically skills focus: Reporting on findings from enquiries.
- Evaluate: Plants: Functions of a stem. Materials: Egg Drop Packaging. Working Scientifically skills focus: Use straightforward scientific evidence to answer questions or to support their findings.

**Statutory requirements:****Pupils should be taught to:**

- identify and describe the functions of different parts of flowering plants: roots, stem/trunk, leaves and flowers
- explore the requirements of plants for life and growth (air, light, water, nutrients from soil, and room to grow) and how they vary from plant to plant
- investigate the way in which water is transported within plants
- explore the part that flowers play in the life cycle of flowering plants, including pollination, seed formation and seed dispersal.

Pupils should be introduced to the **relationship between structure and function**: the idea that every part has a job to do. They should **explore questions that focus on the role of the roots and stem in nutrition and support, leaves for nutrition and flowers for reproduction**. Note: Pupils can be introduced to the idea that plants can make their own food, but at this stage they do not need to understand how this happens.

Pupils might work scientifically by: comparing the effect of different factors on plant growth, for example, the amount of light, the amount of fertiliser; discovering how seeds are formed by observing the different stages of plant life cycles over a period of time; looking for patterns in the structure of fruits that relate to how the seeds are dispersed. They might observe how water is transported in plants, for example, by putting cut, white carnations into coloured water and observing how water travels up the stem to the flowers.

Building on the work done in Year 2, children will learn more about the parts of a plant, and find out about the specific functions of those different parts (in particular, the role of flowers in a plant's life cycle and the importance of the root system and stem for transporting water and providing support). They will find out more about the things plants need in order to live and grow healthily, and will compare the needs of different plants.

They will work scientifically by devising and carrying out simple fair tests to identify the impact of different factors (such as light, water, fertiliser etc.) on plant growth. They will also do simple experiments to demonstrate how water travels within plants.

TAPS Plan for Focused Assessment of Science: Year 3 activities: See separate plans in Appendix J

- **Observe & Measure: Plant Growth. Working Scientifically skills focus: Making systematic and careful observations and measurements using standard units.**
- **Evaluate: Plants: Functions of a stem. Materials: Egg Drop Packaging. Working Scientifically skills focus: Use straightforward scientific evidence to answer questions or to support their findings.**

**Statutory requirements:****Pupils should be taught to:**

- identify that animals, including humans, need the right types and amount of nutrition, and that they cannot make their own food; they get nutrition from what they eat
- identify that humans and some other animals have skeletons and muscles for support, protection and movement.

Pupils should continue to learn about the importance of nutrition and should be **introduced to the main body parts associated with the skeleton and muscles**, finding out how different parts of the body have special functions.

Pupils might work scientifically by: identifying and grouping animals with and without skeletons and observing and comparing their movement; exploring ideas about what would happen if humans did not have skeletons. They might compare and contrast the diets of different animals (including their pets) and decide ways of grouping them according to what they eat. They might research different food groups and how they keep us healthy and design meals based on what they find out.

Children will continue the work done in Year 2 on the importance of nutrition for animals' health, by looking at the different food groups and finding out about the contribution that each group makes. They will have opportunities to compare and contrast the needs of different animals (including humans). This work will be extended during Year 4 as children learn about the digestive system and in Year 6 as they learn about the circulatory system. Finally they will explore the role of the skeleton and muscles in some animals for support, protection and movement. Children will work scientifically to group animals in different ways (i.e. whether or not they have skeletons) and compare the ways in which animals move.

TAPS Plan for Focused Assessment of Science: Year 3 activities: See separate plans in Appendix J

- Ask questions/plan: Animals including humans: Investigating Skeletons. Working Scientifically skills focus: Ask relevant questions and use different types of scientific enquiries to answer them.

**Statutory requirements:****Pupils should be taught to:**

- compare and group together different kinds of rocks on the basis of their appearance and simple physical properties
- describe in simple terms how fossils are formed when things that have lived are trapped within rock
- recognise that soils are made from rocks and organic matter.


Linked with work in geography, pupils should **explore different kinds of rocks and soils, including those in the local environment.**

Pupils might work scientifically by: observing rocks, including those used in buildings and gravestones, and **exploring how and why they might have changed over time; using a hand lens or microscope to help them to identify and classify rocks** according to whether they have grains or crystals, and whether they have fossils in them. Pupils might research and discuss the different kinds of living things whose fossils are found in sedimentary rock and explore how fossils are formed. Pupils could explore different soils and identify similarities and differences between them and investigate what happens when rocks are rubbed together or what changes occur when they are in water. They can raise and answer questions about the way soils are formed.

Children will devise different ways of grouping and sorting rocks according to their characteristics, and will make direct close observation of the structure of rocks and soils using tools such as hand lenses and microscopes. They will **learn about how fossils occur**, which will link with their work on Evolution in Year 6. Children will work scientifically by conducting their own observations of rocks in the local environment, and will use secondary sources to find out more about fossils and learn **about how rocks might change over time.**

TAPS Plan for Focused Assessment of Science: Year 3 activities: See separate plans in Appendix J

- Interpret & Report: Rocks: Rock Reports Working Scientifically skills focus: Reporting on findings from enquiries.

**Statutory requirements:****Pupils should be taught to:**

- recognise that they need light in order to see things and that dark is the absence of light
- notice that light is reflected from surfaces
- recognise that light from the sun can be dangerous and that there are ways to protect their eyes
- recognise that shadows are formed when the light from a light source is blocked by a solid object
- find patterns in the way that the size of shadows change.

Pupils should **explore what happens when light reflects off a mirror or other reflective surfaces**, including playing mirror games to help them to answer questions about **how light behaves**. They should think about why it is important to protect their eyes from bright lights. They should **look for, and measure, shadows, and find out how they are formed and what might cause the shadows to change**.

Note: Pupils should be warned that it is not safe to look directly at the Sun, even when wearing dark glasses.

Pupils might work scientifically by: **looking for patterns in what happens to shadows when the light source moves or the distance between the light source and the object changes**.

Children will find out how light makes it possible for us to see things. They will learn about shadows and conduct simple experiments to show how the size of a shadow is affected by the distance between the object casting the shadow and the light source.

TAPS Plan for Focused Assessment of Science: Year 3 activities: See separate plans in Appendix J

- Record: Light: Can everything make a shadow? Working Scientifically skills focus: Gather and record data to answer questions.

**Statutory requirements:****Pupils should be taught to:**

- compare how things move on different surfaces
- notice that some forces need contact between two objects, but magnetic forces can act at a distance
- observe how magnets attract or repel each other and attract some materials and not others
- compare and group together a variety of everyday materials on the basis of whether they are attracted to a magnet, and identify some magnetic materials
- describe magnets as having two poles
- predict whether two magnets will attract or repel each other, depending on which poles are facing.

Pupils should **observe that magnetic forces can act without direct contact, unlike most forces, where direct contact is necessary** (for example, opening a door, pushing a swing). They should **explore the behaviour and everyday uses of different magnets** (for example, bar, ring, button and horseshoe).

Pupils might work scientifically by: comparing how different things move and grouping them; raising questions and carrying out tests to find out how far things move on different surfaces and gathering and recording data to find answers their questions; **exploring the strengths of different magnets** and finding a fair way to compare them; **sorting materials into those that are magnetic and those that are not; looking for patterns in the way that magnets behave in relation to each other and what might affect this, for example, the strength of the magnet or which pole faces another; identifying how these properties make magnets useful in everyday items and suggesting creative uses for different magnets.**

Children will begin to compare magnetic forces (which can operate at a distance, without direct contact) with other forces, where direct contact is needed. They will learn that magnets have two opposite poles. They will conduct experiments to show how magnets attract or repel each other, depending on which poles are facing, and this will enable them to make accurate predictions of the behaviour of magnets. They will work scientifically by devising a fair test to find out the strength of different magnets and by comparing and recording the way objects move on different surfaces.

TAPS Plan for Focused Assessment of Science: Year 3 activities: See separate plans in Appendix J

- **Set Up Enquiry: Forces & magnets: Testing the strength of magnets Forces & magnets: Shoe grip. Working Scientifically skills focus: Set up simple practical enquiries, comparative and fair tests.**

Year 4

Working scientifically

Statutory requirements:

During years 3 and 4, pupils should be taught to use the following practical scientific methods, processes and skills through the teaching of the programme of study content:

- asking relevant questions and using different types of scientific enquiries to answer them
- setting up simple practical enquiries, comparative and fair tests
- making systematic and careful observations and, where appropriate, taking accurate measurements using standard units, using a range of equipment, including thermometers and data loggers
- gathering, recording, classifying and presenting data in a variety of ways to help in answering questions
- recording findings using simple scientific language, drawings, labelled diagrams, keys, bar charts, and tables
- reporting on findings from enquiries, including oral and written explanations, displays or presentations of results and conclusions
- using results to draw simple conclusions, make predictions for new values, suggest improvements and raise further questions
- identifying differences, similarities or changes related to simple scientific ideas and processes
- using straightforward scientific evidence to answer questions or to support their findings.

Pupils in years 3 and 4 should be given a range of scientific experiences to enable them to raise their own questions about the world around them. They should start to make their own decisions about the most appropriate type of scientific enquiry they might use to answer questions; recognise when a simple fair test is necessary and help to decide how to set it up; talk about criteria for grouping, sorting and classifying; and use simple keys. They should begin to look for naturally occurring patterns and relationships and decide what data to collect to identify them. They should help to make decisions about what observations to make, how long to make them for and the type of simple equipment that might be used. They should learn how to use new equipment, such as data loggers, appropriately. They should collect data from their own observations and measurements, using notes, simple tables and standard units, and help to make decisions about how to record and analyse this data. With help, pupils should look for changes, patterns, similarities and differences in their data in order to draw simple conclusions and answer questions. With support, they should identify new questions arising from the data, making predictions for new values within or beyond the data they have collected and finding ways of improving what they have already done. They should also recognise when and how secondary sources might help them to answer

questions that cannot be answered through practical investigations. Pupils should use relevant scientific language to discuss their ideas and communicate their findings in ways that are appropriate for different audiences.

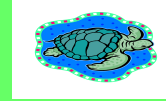
These opportunities for working scientifically should be provided across years 3 and 4 so that the expectations in the programme of study can be met by the end of year 4. Pupils are not expected to cover each aspect for every area of study.

Children will;

- learn more about devising and carrying out fair tests, and about recording and analysing their data
- learn how to look for patterns in data, including changes, similarities and differences, and with support they will learn how to explain these clearly, drawing appropriate conclusions (including considering ways of improving investigations, identifying new questions to be answered, and devising new tests to find the answers)
- become more independent and confident using secondary sources for research, including using simple keys
- begin to distinguish between times when secondary sources provide the best way of finding answers, and times when first-hand observations and tests are more appropriate
- become more confident and proficient in communicating their results to others, through oral presentations as well as written reports, charts, graphs, etc.

TAPS Plan for Focused Assessment of Science: Year 4 activities: See separate plans in Appendix J

- Ask questions/plan: Sound: Investigating pitch. Working Scientifically skills focus: Ask relevant questions and use different types of scientific enquiries to answer them.
- Set up enquiry: Materials: Drying materials. Working Scientifically skills focus: Set up a fair test.
- Observe/measure: Materials: Measuring temperature. Working Scientifically skills focus: use equipment safely and revise design where necessary
- Record: Living Things. Local environment survey. Working Scientifically skills focus: Gather, record and classify data
- Interpret & Report: Electricity. Does it Conduct Electricity? Working Scientifically skills focus: Report on findings from enquires, including oral and written explanations, displays or presentations of results and conclusions
- Evaluate: Animals Including Humans. Teeth (eggs) in liquid. Working Scientifically skills focus: Use results to draw simple conclusions, suggest improvements and raise further questions.

**Statutory requirements:****Pupils should be taught to:**

- recognise that living things can be grouped in a variety of ways
- explore and use classification keys to help group, identify and name a variety of living things in their local and wider environment
- recognise that environments can change and that this can sometimes pose dangers to living things.

Pupils should use the local environment throughout the year to raise and answer questions that help them to identify and study plants and animals in their habitat. They should **identify how the habitat changes throughout the year**. Pupils should explore possible ways of **grouping a wide selection of living things** that include animals and flowering plants and non-flowering plants. Pupils could begin to **put vertebrate animals into groups such as fish, amphibians, reptiles, birds, and mammals; and invertebrates into snails and slugs, worms, spiders, and insects**.

Note: Plants can be grouped into categories such as flowering plants (including grasses) and non-flowering plants, such as ferns and mosses.

Pupils should **explore examples of human impact (both positive and negative) on environments**, for example, the positive effects of nature reserves, ecologically planned parks, or garden ponds, and the negative effects of population and development, litter or deforestation.

Pupils might work scientifically by: **using and making simple guides or keys** to explore and identify local plants and animals; making a guide to local living things; raising and answering questions based on their observations of animals and what they have found out about other animals that they have researched.

They will also learn to group plants into different categories, such as flowering and non-flowering plants

TAPS Plan for Focused Assessment of Science: Year 4 activities: See separate plans in Appendix J

- Record: Living Things. Local environment survey. Working Scientifically skills focus: Gather, record and classify data

**Statutory requirements:****Pupils should be taught to:**

- describe the simple functions of the basic parts of the digestive system in humans
- identify the different types of teeth in humans and their simple functions
- construct and interpret a variety of food chains, identifying producers, predators and prey

Pupils should be introduced to the **main body parts associated with the digestive system, for example, mouth, tongue, teeth, oesophagus, stomach and small and large intestine** and explore questions that help them to understand their special functions.

Pupils might work scientifically by: **comparing the teeth of carnivores and herbivores**, and suggesting reasons for differences; finding out **what damages teeth and how to look after them**. They might draw and discuss their ideas about the digestive system and compare them with models or images.

They construct and interpret a variety of food chains, identifying producers, predators and prey.

TAPS Plan for Focused Assessment of Science: Year 4 activities: See separate plans in Appendix J

- Evaluate: Animals Including Humans. Teeth (eggs) in liquid. Working Scientifically skills focus: Use results to draw simple conclusions, suggest improvements and raise further questions.

**Statutory requirements:****Pupils should be taught to:**

- compare and group materials together, according to whether they are solids, liquids or gases
- observe that some materials change state when they are heated or cooled, and measure or research the temperature at which this happens in degrees Celsius ($^{\circ}\text{C}$)
- identify the part played by evaporation and condensation in the water cycle and associate the rate of evaporation with temperature.

Pupils should explore a variety of everyday materials and **develop simple descriptions of the states of matter (solids hold their shape; liquids form a pool not a pile; gases escape from an unsealed container)**. Pupils should **observe water as a solid, a liquid and a gas and should note the changes to water when it is heated or cooled**.

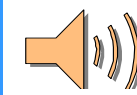
Note: Teachers should avoid using materials where heating is associated with chemical change, for example, through baking or burning.

Pupils might work scientifically by: **grouping and classifying a variety of different materials; exploring the effect of temperature on substances such as chocolate, butter, cream** (for example, to make food such as chocolate crispy cakes and ice-cream for a party). They could **research the temperature at which materials change state**, for example, when iron melts or when oxygen condenses into a liquid. They might **observe and record evaporation over a period of time**, for example, a puddle in the playground or washing on a line, and investigate the effect of temperature on washing drying or snowmen melting.

Children will learn about the role of evaporation and condensation in the water cycle, and will do simple experiments to identify the effect of temperature on the rate of evaporation. This links to Year 5, when they will study the properties of everyday materials and the concept of reversible change.

TAPS Plan for Focused Assessment of Science: Year 4 activities: See separate plans in Appendix J

- **Set up enquiry: Materials: Drying materials. Working Scientifically skills focus: Set up a fair test.**
- **Observe/measure: Materials: Measuring temperature. Working Scientifically skills focus: use equipment safely and revise design where necessary**



Statutory requirements:

Pupils should be taught to:

- identify how sounds are made, associating some of them with something vibrating
- recognise that vibrations from sounds travel through a medium to the ear
- find patterns between the pitch of a sound and features of the object that produced it
- find patterns between the volume of a sound and the strength of the vibrations that produced it
- recognise that sounds get fainter as the distance from the sound source increases

Pupils should **explore and identify the way sound is made through vibration in a range of different musical instruments from around the world; and find out how the pitch and volume of sounds can be changed in a variety of ways.**

Pupils might work scientifically by: **finding patterns in the sounds that are made by different objects** such as saucepan lids of different sizes or elastic bands of different thicknesses. They might **make earmuffs** from a variety of different materials to **investigate which provides the best insulation against sound.** They could **make and play their own instruments by using what they have found out about pitch and volume.**

TAPS Plan for Focused Assessment of Science: Year 4 activities: See separate plans in Appendix J

- Ask questions/plan: Sound: Investigating pitch. Working Scientifically skills focus: Ask relevant questions and use different types of scientific enquiries to answer them.

**Statutory requirements:****Pupils should be taught to:**

- identify common appliances that run on electricity
- construct a simple series electrical circuit, identifying and naming its basic parts, including cells, wires, bulbs, switches and buzzers
- identify whether or not a lamp will light in a simple series circuit, based on whether or not the lamp is part of a complete loop with a battery
- recognise that a switch opens and closes a circuit and associate this with whether or not a lamp lights in a simple series circuit
- recognise some common conductors and insulators, and associate metals with being good conductors.

Pupils should **construct simple series circuits**, trying different components, for example, **bulbs, buzzers and motors, and including switches, and use their circuits to create simple devices**. Pupils should **draw the circuit as a pictorial representation, not necessarily using conventional circuit symbols at this stage; these will be introduced in year 6**.

Note: Pupils might use the terms current and voltage, but these should not be introduced or defined formally at this stage. Pupils should be taught about precautions for working safely with electricity.

Pupils might work scientifically by: **observing patterns, for example, that bulbs get brighter if more cells are added, that metals tend to be conductors of electricity, and that some materials can and some cannot be used to connect across a gap in a circuit**.

TAPS Plan for Focused Assessment of Science: Year 4 activities: See separate plans in Appendix J

- Interpret & Report: Electricity. Does it Conduct Electricity? Working Scientifically skills focus: Report on findings from enquires, including oral and written explanations, displays or presentations of results and conclusions

Year 5

Working scientifically

Statutory requirements:

During years 5 and 6, pupils should be taught to use the following practical scientific methods, processes and skills through the teaching of the programme of study content:

- planning different types of scientific enquiries to answer questions, including recognising and controlling variables where necessary
- taking measurements, using a range of scientific equipment, with increasing accuracy and precision, taking repeat readings when appropriate
- recording data and results of increasing complexity using scientific diagrams and labels, classification keys, tables, scatter graphs, bar and line graphs
- using test results to make predictions to set up further comparative and fair tests
- reporting and presenting findings from enquiries, including conclusions, causal relationships and explanations of and degree of trust in results, in oral and written forms such as displays and other presentations
- identifying scientific evidence that has been used to support or refute ideas or arguments.

Pupils in years 5 and 6 should use their science experiences to: explore ideas and raise different kinds of questions; select and plan the most appropriate type of scientific enquiry to use to answer scientific questions; recognise when and how to set up comparative and fair tests and explain which variables need to be controlled and why. They should use and develop keys and other information records to identify, classify and describe living things and materials, and identify patterns that might be found in the natural environment. They should make their own decisions about what observations to make, what measurements to use and how long to make them for, and whether to repeat them; choose the most appropriate equipment to make measurements and explain how to use it accurately. They should decide how to record data from a choice of familiar approaches; look for different causal relationships in their data and identify evidence that refutes or supports their ideas. They should use their results to identify when further tests and observations might be needed; recognise which secondary sources will be most useful to research their ideas and begin to separate opinion from fact. They

should use relevant scientific language and illustrations to discuss, communicate and justify their scientific ideas and should talk about how scientific ideas have developed over time.

These opportunities for working scientifically should be provided across years 5 and 6 so that the expectations in the programme of study can be met by the end of year 6. Pupils are not expected to cover each aspect for every area of study.

Children will;

- use a wider range of methods to record their results and data with increasing accuracy, including labelled scientific diagrams and models, as well as tables, bar graphs and line graphs.
- With support, distinguish between fact and opinion
- continue to learn about how scientific ideas have developed over time, finding out about the work of influential scientists
- become more independent in designing their own enquiries and experiments
- outline the key variables when designing a fair test, considering how to effectively control them
- become more confident in using the results of their experiments to make predictions and suggest further research questions
- report their findings orally and in writing, and learn how to use relevant scientific language and illustrations to communicate ideas

TAPS Plan for Focused Assessment of Science: Year 5 activities: See separate plans in Appendix J

- Ask questions/plan enquiry: Forces: Paper planes. Working Scientifically skills focus: Plan enquiry, recognising and controlling variables
- Set up enquiry: Materials: Insulation layers. Working Scientifically skills focus: Use test results to make predictions to set up further comparative and fair tests.
- Observe and Measure: Humans: growth survey. Working Scientifically skills focus: Take measurements using a range of equipment/
- Record: Space: craters. Working Scientifically skills focus: Gather and record data using tables and graphs.
- Interpret and report: Living things: life cycle research. Working Scientifically skills focus: Report and present findings from enquiries, in oral and written forms such as displays and other presentations, using appropriate scientific language.
- Evaluate: Forces: Aquadynamics. Working Scientifically skills focus: Explain the degree of trust in the results.

**Statutory requirements:****Pupils should be taught to:**

- describe the differences in the life cycles of a mammal, an amphibian, an insect and a bird
- describe the life process of reproduction in some plants and animals

Pupils should study and raise questions about their local environment throughout the year. They should **observe life-cycle changes in a variety of living things**, for example, plants in the vegetable garden or flower border, and animals in the local environment. They should **find out about the work of naturalists and animal behaviourists**, for example, David Attenborough and Jane Goodall.

Pupils should **find out about different types of reproduction, including sexual and asexual reproduction in plants, and sexual reproduction in animals.**

Pupils might work scientifically by: **observing and comparing the life cycles of plants and animals in their local environment with other plants and animals around the world** (in the rainforest, in the oceans, in desert areas and in prehistoric times), asking pertinent questions and suggesting reasons for similarities and differences. They might **try to grow new plants from different parts of the parent plant, for example, seeds, stem and root cuttings, tubers, bulbs.** They might **observe changes in an animal over a period of time** (for example, by hatching and rearing chicks), comparing how different animals reproduce and grow.

TAPS Plan for Focused Assessment of Science: Year 5 activities: See separate plans in Appendix J

- Interpret and report: Living things: life cycle research. Working Scientifically skills focus: Report and present findings from enquiries, in oral and written forms such as displays and other presentations, using appropriate scientific language.



Statutory requirements:

Pupils should be taught to:

- describe the changes as humans develop to old age.

Pupils should draw a timeline to indicate stages in the growth and development of humans. They should learn about the changes experienced in puberty.

Pupils could work scientifically by researching the gestation periods of other animals and comparing them with humans; by finding out and recording the length and mass of a baby as it grows.

TAPS Plan for Focused Assessment of Science: Year 5 activities: See separate plans in Appendix J

- Observe and Measure: Humans: growth survey. Working Scientifically skills focus: Take measurements using a range of equipment/

**Statutory requirements:****Pupils should be taught to:**

- compare and group together everyday materials on the basis of their properties, including their hardness, solubility, transparency, conductivity (electrical and thermal), and response to magnets
- know that some materials will dissolve in liquid to form a solution, and describe how to recover a substance from a solution
- use knowledge of solids, liquids and gases to decide how mixtures might be separated, including through filtering, sieving and evaporating
- give reasons, based on evidence from comparative and fair tests, for the particular uses of everyday materials, including metals, wood and plastic
- demonstrate that dissolving, mixing and changes of state are reversible changes
- explain that some changes result in the formation of new materials, and that this kind of change is not usually reversible, including changes associated with burning and the action of acid on bicarbonate of soda.

Pupils should build a more systematic understanding of materials by exploring and **comparing the properties of a broad range of materials**, including relating these to what they learnt about magnetism in year 3 and about electricity in year 4. They should **explore reversible changes, including, evaporating, filtering, sieving, melting and dissolving**, recognising that melting and dissolving are different processes. Pupils should **explore changes that are difficult to reverse**, for example, burning, rusting and other reactions, for example, vinegar with bicarbonate of soda. They should **find out about how chemists create new materials**, for example, Spencer Silver, who invented the glue for sticky notes or Ruth Benerito, who invented wrinkle-free cotton. Note: Pupils are not required to make quantitative measurements about conductivity and insulation at this stage. It is sufficient for them to observe that some conductors will produce a brighter bulb in a circuit than others and that some materials will feel hotter than others when a heat source is placed against them. Safety guidelines should be followed when burning materials.

Pupils might work scientifically by: carrying out tests to answer questions, for example, **'Which materials would be the most effective for making a warm jacket, for wrapping ice cream to stop it melting, or for making blackout curtains?'** They might compare materials in order to make a switch in a circuit. They could observe and compare the changes that take place, for example, when burning different materials or baking bread or cakes.

They might research and discuss **how chemical changes have an impact on our lives**, for example, cooking, and **discuss the creative use of new materials such as polymers, super-sticky and super-thin materials**.


They learn how to recover substances from solution, through evaporation, and explore ways of separating mixtures into solids and liquids by filtering and sieving. Children will experiment with heating, cooling, dissolving and mixing different substances to understand the concepts of reversible change and changes of state.

TAPS Plan for Focused Assessment of Science: Year 5 activities: See separate plans in Appendix J

- Set up enquiry: Materials: Insulation layers. Working Scientifically skills focus: Use test results to make predictions to set up further comparative and fair tests.

Strand: PHYSICS

EARTH AND SPACE



Statutory requirements:

Pupils should be taught to:

- describe the movement of the Earth, and other planets, relative to the Sun in the solar system
- describe the movement of the Moon relative to the Earth
- describe the Sun, Earth and Moon as approximately spherical bodies
- use the idea of the Earth's rotation to explain day and night and the apparent movement of the sun across the sky.

Pupils should be introduced to a model of the Sun and Earth that enables them to **explain day and night**. Pupils should learn that **the Sun is a star at the centre of our solar system and that it has eight planets**: Mercury, Venus, Earth, Mars, Jupiter, Saturn, Uranus and Neptune (Pluto was reclassified as a 'dwarf planet' in 2006). They should **understand that a moon is a celestial body that orbits a planet** (Earth has one moon; Jupiter has four large moons and numerous smaller ones).

Note: Pupils should be warned that it is not safe to look directly at the Sun, even when wearing dark glasses.

Pupils should find out about the way that ideas about the solar system have developed, understanding how the geocentric model of the solar system gave way to the heliocentric model by considering **the work of scientists such as Ptolemy, Alhazen and Copernicus**.

Pupils might work scientifically by: **comparing the time of day at different places on the Earth through internet links and direct communication; creating simple models of the solar system; constructing simple shadow clocks and sundials**, calibrated to show midday and the start and end of the school day; **finding out why some people think that structures such as Stonehenge might have been used as astronomical clocks**.

TAPS Plan for Focused Assessment of Science: Year 5 activities: See separate plans in Appendix J

- Record: Space: craters. Working Scientifically skills focus: Gather and record data using tables and graphs.

Strand: PHYSICS

FORCES



Statutory requirements:

Pupils should be taught to:

- explain that unsupported objects fall towards the Earth because of the force of gravity acting between the Earth and the falling object
- identify the effects of air resistance, water resistance and friction, that act between moving surfaces
- recognise that some mechanisms, including levers, pulleys and gears, allow a smaller force to have a greater effect.

Pupils should **explore falling objects** and raise questions about the **effects of air resistance**. They should explore the effects of air resistance by observing how different objects such as parachutes and sycamore seeds fall. They should **experience forces that make things begin to move, get faster or slow down**. Pupils should **explore the effects of friction on movement** and find out how it slows or stops moving objects, for example, by observing the effects of a brake on a bicycle wheel. Pupils should **explore the effects of levers, pulleys and simple machines on movement**. Pupils might find out how scientists, for example, **Galileo Galilei and Isaac Newton** helped to develop the theory of gravitation.

Pupils might work scientifically by: exploring falling paper cones or cup-cake cases, and designing and making a variety of **parachutes** and carrying out fair tests to determine which designs are the most effective. They might **explore resistance in water** by making and testing boats of different shapes. They might **design and make products that use levers, pulleys, gears and/or springs** and explore their effects.

They will find out how and why drag forces slow moving objects down, devising experiments to show air resistance, or look at how friction works to slow down a wheeled vehicle when a brake is applied. Children will learn how levers, pulleys, gears and springs work, and how they transfer force and motion.

TAPS Plan for Focused Assessment of Science: Year 5 activities: See separate plans in Appendix J

- Ask questions/plan enquiry: Forces: Paper planes. Working Scientifically skills focus: Plan enquiry, recognising and controlling variables
- Evaluate: Forces: Aquadynamics. Working Scientifically skills focus: Explain the degree of trust in the results.

Year 6

Working scientifically

Statutory requirements:

- During years 5 and 6, pupils should be taught to use the following practical scientific methods, processes and skills through the teaching of the programme of study content:
- planning different types of scientific enquiries to answer questions, including recognising and controlling variables where necessary
- taking measurements, using a range of scientific equipment, with increasing accuracy and precision, taking repeat readings when appropriate
- recording data and results of increasing complexity using scientific diagrams and labels, classification keys, tables, scatter graphs, bar and line graphs
- using test results to make predictions to set up further comparative and fair tests
- reporting and presenting findings from enquiries, including conclusions, causal relationships and explanations of and degree of trust in results, in oral and written forms such as displays and other presentations
- identifying scientific evidence that has been used to support or refute ideas or arguments.

Pupils in years 5 and 6 should use their science experiences to: explore ideas and raise different kinds of questions; select and plan the most appropriate type of scientific enquiry to use to answer scientific questions; recognise when and how to set up comparative and fair tests and explain which variables need to be controlled and why. They should use and develop keys and other information records to identify, classify and describe living things and materials, and identify patterns that might be found in the natural environment. They should make their own decisions about what observations to make, what measurements to use and how long to make them for, and whether to repeat them; choose the most appropriate equipment to make measurements and explain how to use it accurately. They should decide how to record data from a choice of familiar approaches; look for different causal relationships in their data and

identify evidence that refutes or supports their ideas. They should use their results to identify when further tests and observations might be needed; recognise which secondary sources will be most useful to research their ideas and begin to separate opinion from fact. They should use relevant scientific language and illustrations to discuss, communicate and justify their scientific ideas and should talk about how scientific ideas have developed over time. These opportunities for working scientifically should be provided across years 5 and 6 so that the expectations in the programme of study can be met by the end of year 6. Pupils are not expected to cover each aspect for every area of study.

Year 6

Children will;

- learn how to use and create their own classification keys when grouping plants and animals
- be learning to think critically and evaluate the evidence they get from their own tests and experiments, and from research using secondary sources
- explain their results and findings in terms of causal relationships (i.e. focusing on likely reasons for the phenomena they observe, and the links between cause and effect)
- begin to be more confident in identifying the specific scientific evidence that is used to support a particular idea or argument
- be able to make links between different areas of their learning, and get to grips with more abstract concepts

TAPS Plan for Focused Assessment of Science: Year 6 activities: See separate plans in Appendix J

- Ask questions and plan enquiry: Electricity: Bulb brightness. Working Scientifically skills focus: Identify different types of scientific enquiries to answer their own questions
- Set up enquiry: Animals including humans: heart rate. Working Scientifically skills focus: Use test result to make predictions to set up further comparative and fair tests.
- Observe and Measure: Terrific tasters (this doesn't fit into one of the units - it will be an extra one done during term 5, when Year 6 don't have a formal science unit). Working Scientifically skills focus: observation.
- Record: Light: investigating shadows. Working Scientifically skills focus: Take accurate measurements and record data on a graph.
- Interpret and report: Living things (classification): invertebrate research. Working Scientifically skills focus: Report and present findings using appropriate scientific language.
- Evaluate: Evolution: Egg strength. Working Scientifically skills focus: Explain degree of trust in results

**Statutory requirements:****Pupils should be taught to:**

- describe how living things are classified into broad groups according to common observable characteristics and based on similarities and differences, including micro-organisms, plants and animals
- give reasons for classifying plants and animals based on specific characteristics.

Pupils should build on their learning about grouping living things in year 4 by looking at the classification system in more detail. They should be **introduced to the idea that broad groupings, such as micro-organisms, plants and animals can be subdivided**. Through direct observations where possible, they should **classify animals into commonly found invertebrates (such as insects, spiders, snails, worms) and vertebrates (fish, amphibians, reptiles, birds and mammals)**. They should discuss reasons why living things are placed in one group and not another.

Pupils might find out about the significance of the work of scientists such as **Carl Linnaeus**, a pioneer of classification.

Pupils might work scientifically by: **using classification systems and keys to identify some animals and plants in the immediate environment**. They could research unfamiliar animals and plants from a broad range of other habitats and decide where they belong in the classification system.

TAPS Plan for Focused Assessment of Science: Year 6 activities: See separate plans in Appendix J

- Interpret and report: Living things (classification): invertebrate research. Working Scientifically skills focus: Report and present findings using appropriate scientific language.

**Statutory requirements:****Pupils should be taught to:**

- identify and name the main parts of the human circulatory system, and describe the functions of the heart, blood vessels and blood
- recognise the impact of diet, exercise, drugs and lifestyle on the way their bodies function
- describe the ways in which nutrients and water are transported within animals, including humans

Pupils should build on their learning from years 3 and 4 about the **main body parts and internal organs** (skeletal, muscular and digestive system) to explore and answer questions that help them to **understand how the circulatory system enables the body to function**.

Pupils should learn **how to keep their bodies healthy and how their bodies might be damaged** - including how some drugs and other substances can be harmful to the human body.

Pupils might work scientifically by: exploring the work of scientists and scientific research about the relationship between diet, exercise, drugs, lifestyle and health.

They may also conduct experiments and tests to show the effect of different activities on pulse and breathing rate, suggesting reasons for their findings. They will have an opportunity to learn about scientists whose work has contributed to our understanding of the circulatory system, including Harvey and Galen.

TAPS Plan for Focused Assessment of Science: Year 6 activities: See separate plans in Appendix J

- **Set up enquiry: Animals including humans: heart rate. Working Scientifically skills focus: Use test result to make predictions to set up further comparative and fair tests.**

**Statutory requirements:****Pupils should be taught to:**

- recognise that living things have changed over time and that fossils provide information about living things that inhabited the Earth millions of years ago
- recognise that living things produce offspring of the same kind, but normally offspring vary and are not identical to their parents
- identify how animals and plants are adapted to suit their environment in different ways and that adaptation may lead to evolution.

Building on what they learned about fossils in the topic on rocks in year 3, pupils should find out more about how living things on earth have changed over time. They should be introduced to the idea that characteristics are passed from parents to their offspring, for instance by considering different breeds of dogs, and what happens when, for example, labradors are crossed with poodles. They should also appreciate that variation in offspring over time can make animals more or less able to survive in particular environments, for example, by exploring how giraffes' necks got longer, or the development of insulating fur on the arctic fox. Pupils might find out about the work of palaeontologists such as Mary Anning and about how Charles Darwin and Alfred Wallace developed their ideas on evolution.

Note: At this stage, pupils are not expected to understand how genes and chromosomes work.

Pupils might work scientifically by: observing and raising questions about local animals and how they are adapted to their environment; comparing how some living things are adapted to survive in extreme conditions, for example, cactuses, penguins and camels. They might analyse the advantages and disadvantages of specific adaptations, such as being on two feet rather than four, having a long or a short beak, having gills or lungs, tendrils on climbing plants, brightly coloured and scented flowers.

TAPS Plan for Focused Assessment of Science: Year 6 activities: See separate plans in Appendix J

- Evaluate: Evolution: Egg strength. Working Scientifically skills focus: Explain degree of trust in results

**Statutory requirements:****Pupils should be taught to:**

- recognise that light appears to travel in straight lines
- use the idea that light travels in straight lines to explain that objects are seen because they give out or reflect light into the eye
- explain that we see things because light travels from light sources to our eyes or from light sources to objects and then to our eyes
- use the idea that light travels in straight lines to explain why shadows have the same shape as the objects that cast them.

Pupils should build on the work on light in year 3, **exploring the way that light behaves, including light sources, reflection and shadows**. They should talk about what happens and make predictions.

Pupils might work scientifically by: **deciding where to place rear-view mirrors on cars; designing and making a periscope and using the idea that light appears to travel in straight lines to explain how it works**. They might investigate the relationship between light sources, objects and shadows by using **shadow puppets**. They could extend their experience of light by **looking a range of phenomena including rainbows, colours on soap bubbles, objects looking bent in water and coloured filters** (they do not need to explain why these phenomena occur).

They look at how light appears to travel in straight lines, and understand that we can see objects because they reflect light into our eyes. They know that shadows are the same shape as the object that cast them and experiment with shadows by placing objects at different distances from a light source.

TAPS Plan for Focused Assessment of Science: Year 6 activities: See separate plans in Appendix J

- **Record: Light: investigating shadows. Working Scientifically skills focus: Take accurate measurements and record data on a graph.**

**Statutory requirements:****Pupils should be taught to:**

- associate the brightness of a lamp or the volume of a buzzer with the number and voltage of cells used in the circuit
- compare and give reasons for variations in how components function, including the brightness of bulbs, the loudness of buzzers and the on/off position of switches
- use recognised symbols when representing a simple circuit in a diagram.

Building on their work in year 4, pupils should **construct simple series circuits, to help them to answer questions about what happens when they try different components, for example, switches, bulbs, buzzers and motors.** They should learn how to **represent a simple circuit in a diagram using recognised symbols.**

Note: Pupils are expected to learn only about series circuits, not parallel circuits. Pupils should be taught to take the necessary precautions for working safely with electricity.

Pupils might work scientifically by: **systematically identifying the effect of changing one component at a time in a circuit; designing and making a set of traffic lights, a burglar alarm or some other useful circuit.**

TAPS Plan for Focused Assessment of Science: Year 6 activities: See separate plans in Appendix J

- Ask questions and plan enquiry: Electricity: Bulb brightness. Working Scientifically skills focus: Identify different types of scientific enquiries to answer their own questions