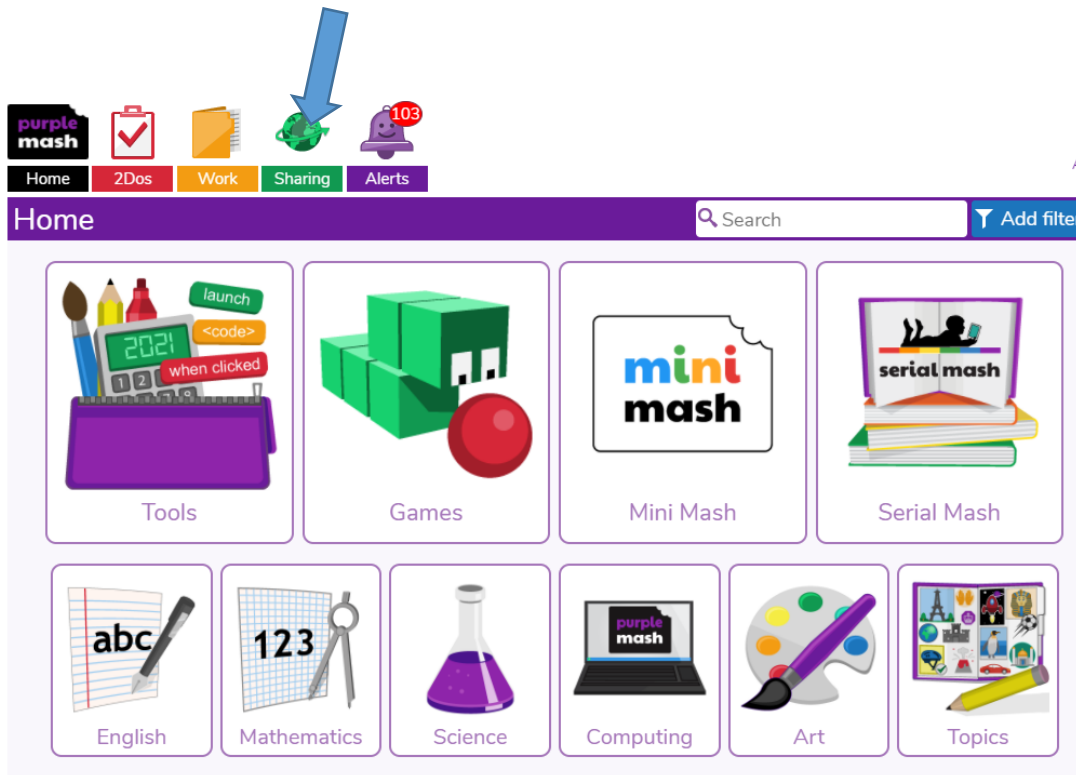


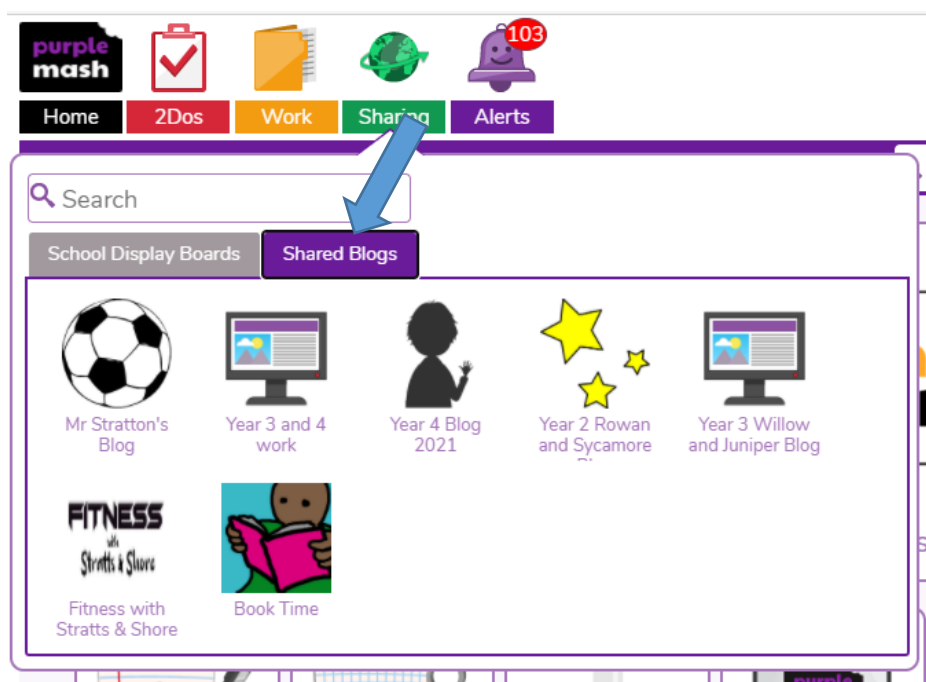
A guide to finding your Purple Mash Blog, weekly lesson links and ZOOM codes.

1) Log in to Purple Mash www.purplemash.com

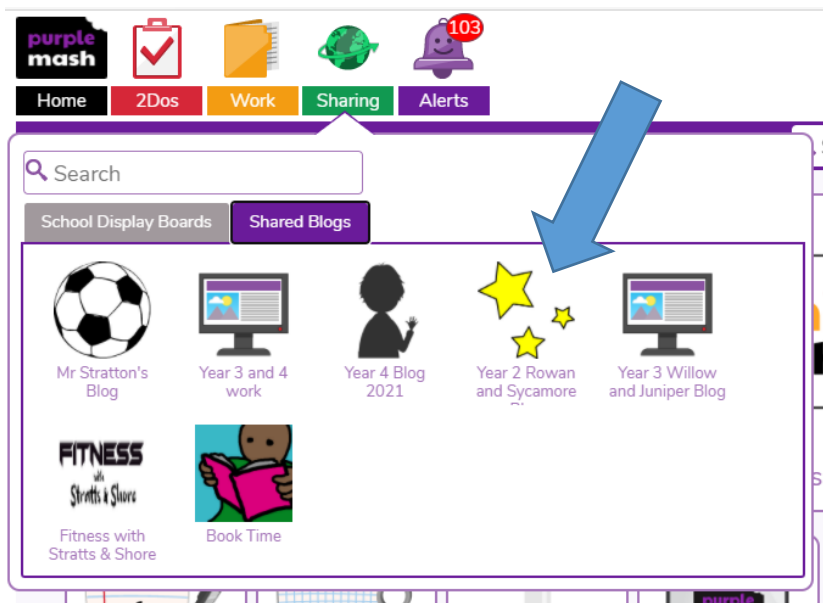
2) Click on the green 'Sharing' icon



3) Click on the 'Shared Blogs' tab.



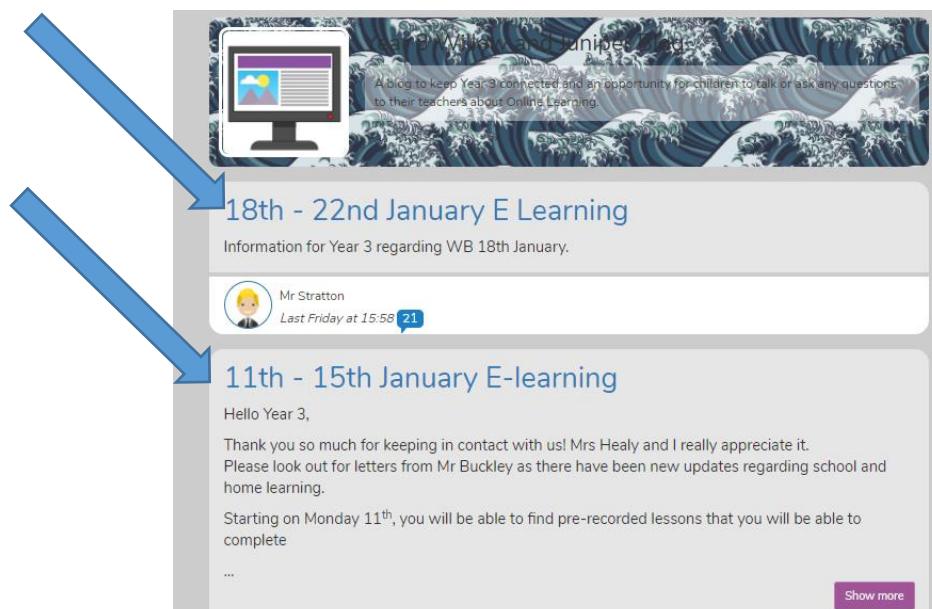
4) Look for your blog name and icon and click.



There are many different blogs that you have access to and are free to look at but the **weekly lesson links and Zoom codes** can be found on **your specific class/year group blog**. These are the names and icons to look for:



5) Your blog will open once you have clicked on the icon. There will be several different headings on the blog. **Look for blue headings which contain dates** and click on these to see the weekly lesson links and other news, including relevant Zoom codes.



Here is an example of what you might see when you click on a weekly heading:

The screenshot shows an email titled "Jan 18th - 22nd + ZOOM CODES" from Mrs Rowley. It includes a greeting, a "WEEKLY LESSONS" section listing subjects like English, Grammar, Spelling, Maths, Reading, Science, History, and Art, a "NEWS" section, and a "ZOOM" section with meeting details for 4A and 4M classes.

A weekly lesson update, links to pre-recorded sessions and clarity about which work should be submitted via email or Purple Mash.

Weekly news connected to your class or year group.

Zoom codes for class meetings and whole school assemblies. **Codes will be uploaded before the meetings but this might be the same day as the meeting itself.**

If you have any queries, year group teachers can be contacted via the relevant email address and will get back to you as soon as possible.

year1@abbeymeads.swindon.sch.uk

year2@abbeymeads.swindon.sch.uk

year3@abbeymeads.swindon.sch.uk

year4@abbeymeads.swindon.sch.uk

year5@abbeymeads.swindon.sch.uk

year6@abbeymeads.swindon.sch.uk