


Week 1 - 4th Jan -

Back to school and Settling in our new children. The Importance of being 3.

- Continuous provision - settling in
- Christmas News - traditions and presents - can you draw your gift?
- What do we know about number 3?
- Explore story titles, shapes, counting to 3,
- Races - Ready, Steady, Go! Link to traffic lights
- Primary colour painting - what are the primary colours? How can we mix them?
- Triangle table
- Writing number 3



Revisit any of these focus in week 6.

Pen pictures for tapestry.

Adult Led - Portraits of new children

Snack - Dairy lea triangles

Maths - Revisit Number 3 - matching/ same

Week 2 - 9th January - The 3 little pigs

- Outside - being a builder/ making cement and building little pig houses - changing textures.
- Thinking about safety outside when transporting equipment - transporting equipment together an thinking about what we need
- Create straw/ sticks/ and brick houses - use a hairdryer to retell the story
- Fire safety - Fire brigade visit?
- Fire Station Role Play Props
- Blow painting using straws/ lowing materials using straws
- Creating pink to paint a pig - how do we make this colour? Learning how to draw a pig/ Big drawing on wallpaper
- Story telling spoons in builders tray
- Sticking the 3 houses - story settings - see picture
- Play hiding bricks - revisit shapes
- Look at Early learning HQ - pig themed games
- Welly Walk - make a fire
- Painting maths sticks outdoors.




Welly Walk - collecting sticks for stick houses

Maths - Subitise 3

Phonics - carry over (T1W7) Plops in the water - listening to weather and water sounds.

Week 3 - 16th Jan - Goldilocks and the 3 bears

- Compare bears - big, medium and little
- Laying the table - 3 of everything
- Subitising 3.
- **Hairdressers roleplay**
- Messy play with porridge and oats
- Porridge tasting/ talk about hot and cold
- Hot seating - Why did Goldilocks eat the porridge and sleep in the beds? Talk about being hungry and tired.
- What do we know about bears? Revisit (Pandas/ Koalas/ Grizzly/ Brown/Polar)
- Feeling fur/ describing features of bears
- Create paintings/ collages of different types of bears.
- Outdoor - Mud kitchen for making porridge and the house
- Hard and Soft materials to talk about.
- Singing - when Goldilocks went to the house of the bears
- Discuss safety - going into a house uninvited
- Imagine the route Goldilocks took as she went through the woods - draw maps - can we map our route to school?



Class reads - Brown Bear Brown Bear (alliteration) We're going on a bear hunt.

Adult led - paper plate bears and Goldilocks

Snack - Porridge and jam

Maths -ordering size of bowls/ plates/ cups and spoons

Welly Walk - Bear Hunt

Phonics - Instrumental sounds - AMSOW Wks 9&10 - which Instruments? - links to number 3.

Communication, Language and Literacy:

Weekly phonics session taught using combination of letters and sounds/ Essex Phonological Guide. Focus: Listening skills/ creating sounds. Continue Squiggle Wiggle and Big Marks to develop Early Writing/ Drawing Skills.



Curriculum Links:

Develop vocabulary through role play
Understanding and responding to 'why' questions.
Engaging in conversation around stories to develop vocabulary
Beginning to understand concepts about print: print has meaning, names of different parts of a book, print has different purposes, page sequencing and that we read from left to right and top to bottom.

Please note: In ongoing spare moments we will be singing from the nursery rhyme bag, clapping the syllables in our names and making the sound at the start of our name.

**Abbey Meads Acorn Class
Topic Planning - Term 3
We are three!**

3

Mathematics:

Maths is taught using a combination of White Rose Maths and Nrich Maths. We also use the Number blocks on Cbeebies to help us. This term we are going to focus on matching number and quantity looking at size and subitising to 3.

Curriculum links:

Fast recognition of up to 3 objects, without having to count them individually ('subitising').
Recite numbers past 5.
Say one number for each item in order: 1,2,3,4,5.
Know that the last number reached when counting a small set of objects tells you how many there are in total ('cardinal principle').
Show 'finger numbers' up to 5.
Link numerals and amounts: for example, showing the right number of objects to match the numeral, up to 5.

Please note: In the mornings we talk about the day and count the children. We are using the number line, looking at numerals and we will begin to use the 10 frame.

Week 4 - 23rd January - Chinese New Year - Year of the Rabbit

- Chinese New Year Story - creation of the zodiac
- Chinese take away role play
- Chinese dragon making
- Dancing/music/ dragon dancing
- Chinese writing
- Fine motor - chopsticks and rice
- Noodles - exploring texture
- Lucky money - making envelopes - counting pennies
- Watching cbeebies - celebrating the New Year
- Carpet time - ordering a numberline/ using ordinal language.
- **Chinese feast - dress in red for Friday snack**
- Tell the story of Chinese New Year - how many animals?



Outside - building boats - animal racing - using masks

Class reads - Zog, How to catch a dragon.


Welly Walks - Dragon dance with dragon head

Maths - Ordinal language - racing - 1st, 2nd and 3rd.

Phonics - ABSOW - Wks 9 & 10 - play it loud play it quiet.

Week 5 - 30th Jan - The 3 Billy Goats Gruff

- Outside - Building bridges using planks and crates
- Boats - floating and sinking
- Plant grass - watch it grow
- Use the climbing frame for role play - going over the bridge.
- PE - going over, under, through apparatus, representing bridge
- Lego bridges over water (blue paper)
- Talking Rivers/streams/sea/ocean
- Revisit size- little,medium, big
- Giving the troll a haircut in the hairdressers roleplay
- Watch Trolls the movie - use to paint our own trolls - What do we imagine them to look like?



Adult led - Painting our own trolls

Welly walk - Visit the pond and cross the bridge.

Snack - Crackers, cheese and troll pickle

Phonics - ABm SOW week 11 - Learning rhythm/ copy a rhythm (groups)

Maths - Introduce positional language - over on under in etc, - Where's the monkey? Where's the teddy? (groupwork)

Week 6 - Three Blind Mice - 6th February

- Revisit the nursery rhyme bag - add in our new rhyme 3 Blind Mice - use twinkl powerpoint.
- Create a collection of number rhymes - learn/ revisit a new one each day extending the learning to 5.
- Number blocks 4 and 5
- What is it like to be blind? What is braille? Use blindfolds
- Farm small world
- Mice small world/ Number rhyme props e.g. - 5 speckled frogs/ 5 Little ducks etc..
- Using plastic knives to cut liquorice - red shoe laces in builders tray
- Junk modelling a mouse
- Who is Mickey Mouse? Tom and Jerry? - link to cats chase mice.
- Play 3 Blind Mice Chase: Split the class into two teams - mice and farmer's wives. The mice have ribbons or scarves tucked into the back of their shorts .The children spread out and on the command 'Take off their tails!' the farmer's wives try to grab as many tails as they can.



Welly Walk - TBD

Maths - Extend 3 to 5 - look at number rhymes.

Phonics - ABNSOW Wk 11 - Combine Sing 3 notes and unusual sound play/ explicit rhyme lesson.

Adult Led - small groups - learn to play the 3 notes of 3 blind Mice on xylophone/ recorder - link to phonics - sing and play instruments to the nursery rhyme.

Class read - A new house for mouse -

